

CRANE COLONY

ROBERTSON PREVENTIVE HOSPITALIZATIONS

*Click to edit Master subtitle style*

**Baptist**  
Hospitals of Southeast Texas  
**Orange Hospital**  
*Performing Sacred Work Every Day*

**CRANE COUNTY**

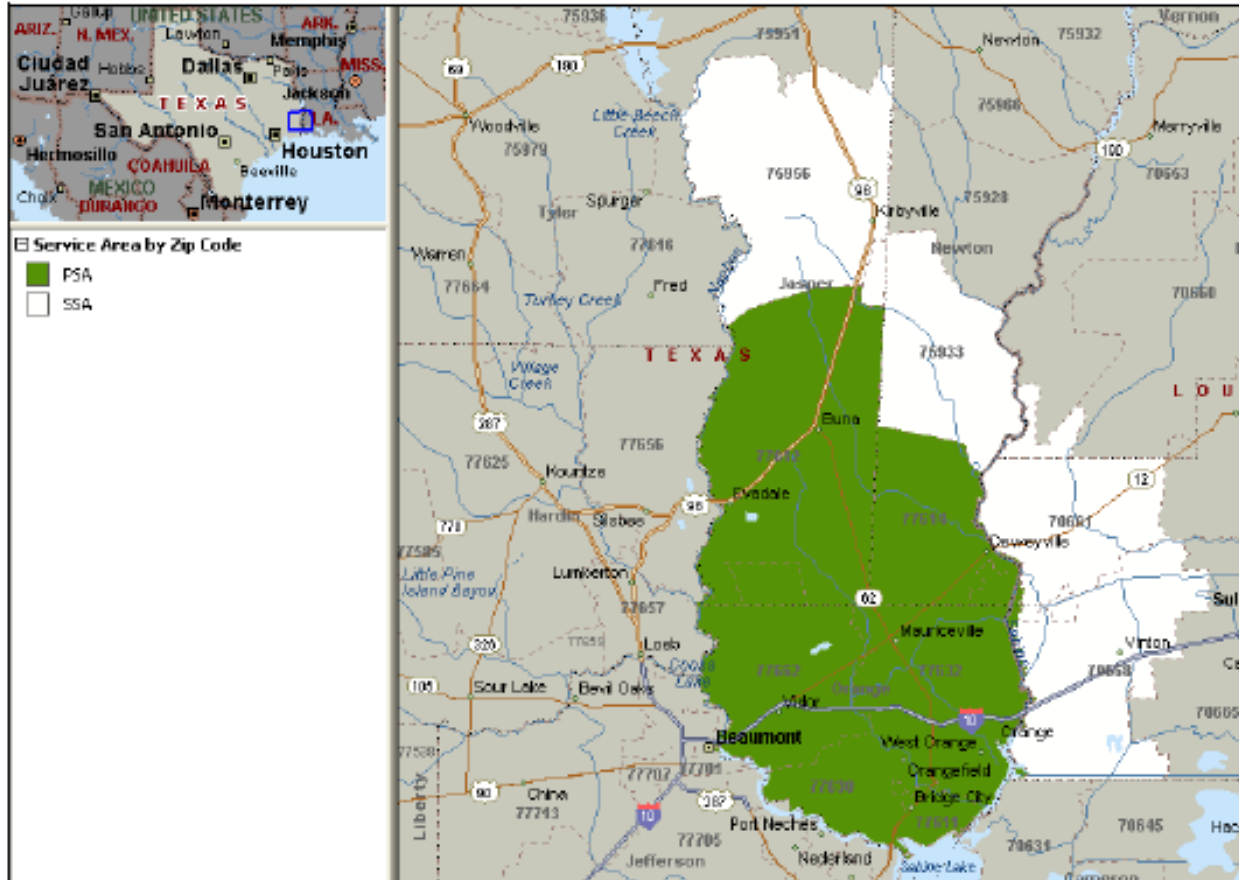
# ORANGE COUNTY

- *Orange County is one of 254 counties of the State of Texas and its county seat is the city of Orange, Texas.*
- *Orange County is the county in the very southeastern corner of Texas, with a boundary with Louisiana to the east, Jefferson County to the west, Sabine Lake to the south and Sabine River to the east. The northwestern border is the Neches River.*

## GEOGRAPHY OF ORANGE COUNTY

- *Orange county is very flat, with sandy soil. The highest elevation is 33 feet above sea level. This elevation is reached at very few points in the county.*
- *Saltwater marshes in much of the southeastern part of Orange County.*
- *Piney woods in the northern part of the county.*
- *According to the U.S. Census Bureau, Orange County has a total area of 380 square miles, 356 of which is land and 23 square miles of water.*

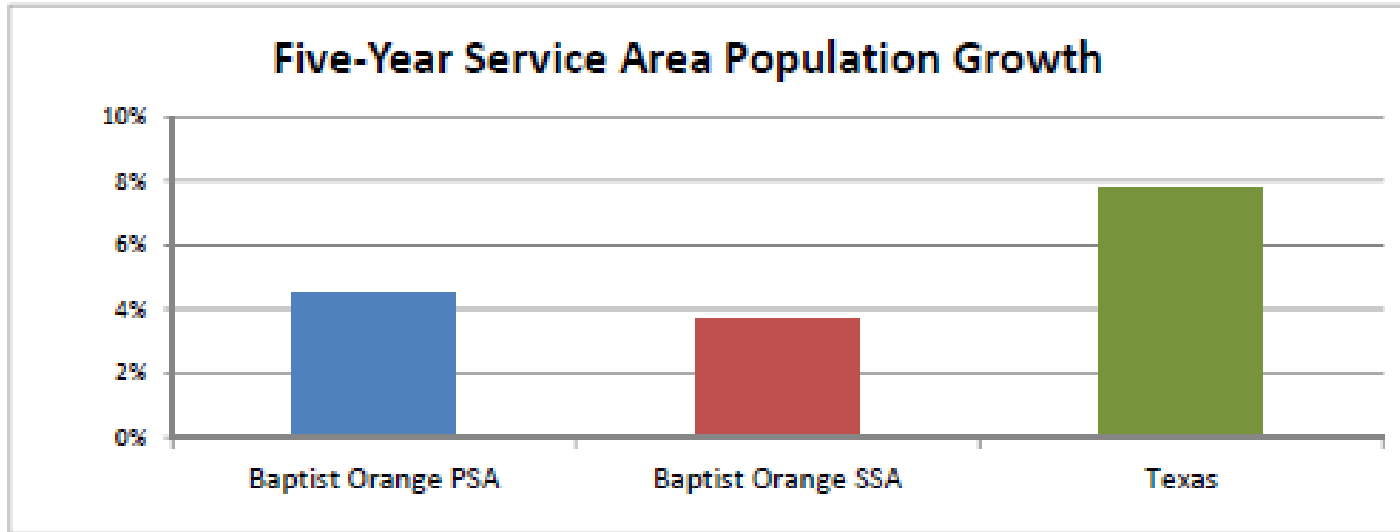
## Baptist Orange Service Area Map



Source: Hospital inpatient discharge data, FY 2013; Normal Newborns excluded

# Population Growth

## Demographic Analysis - Service Area Population Growth

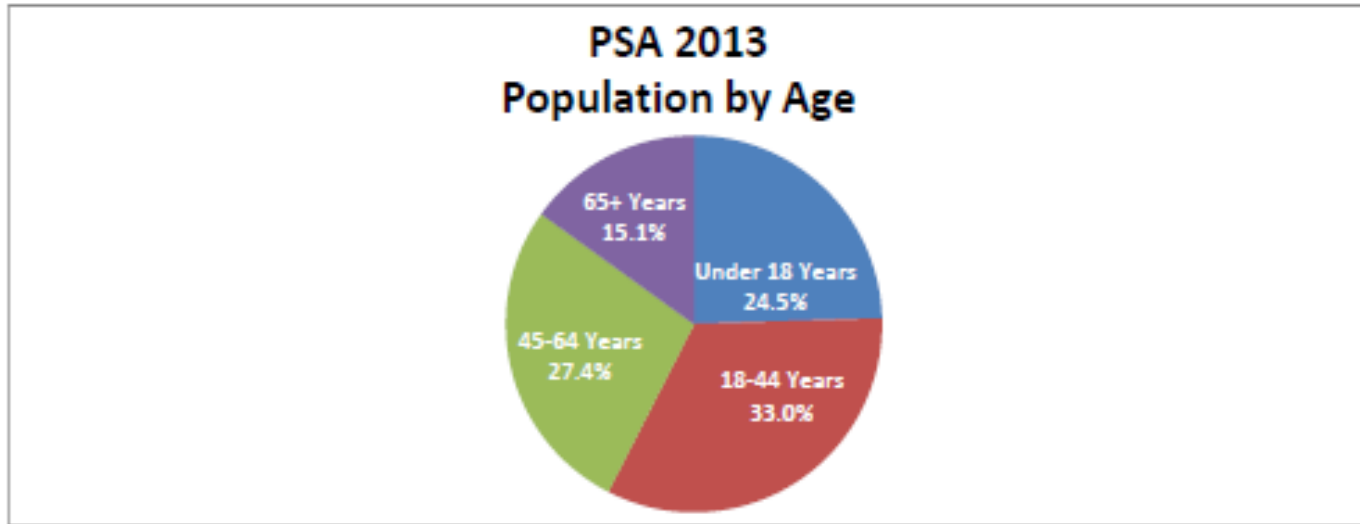


| Population Growth  | CY 2010    | CY 2013    | CY 2018    | 2013-2018 Change | 2013-2018 % Change |
|--------------------|------------|------------|------------|------------------|--------------------|
| Baptist Orange PSA | 95,636     | 97,412     | 101,791    | 4,379            | 4.5%               |
| Baptist Orange SSA | 17,513     | 17,808     | 18,460     | 652              | 3.7%               |
| Texas              | 25,145,248 | 26,297,165 | 28,332,799 | 2,035,634        | 7.7%               |

Source: Truven Health 2013

## PSA Age Analysis

### Demographic Analysis - Primary Service Area Population by Age Group



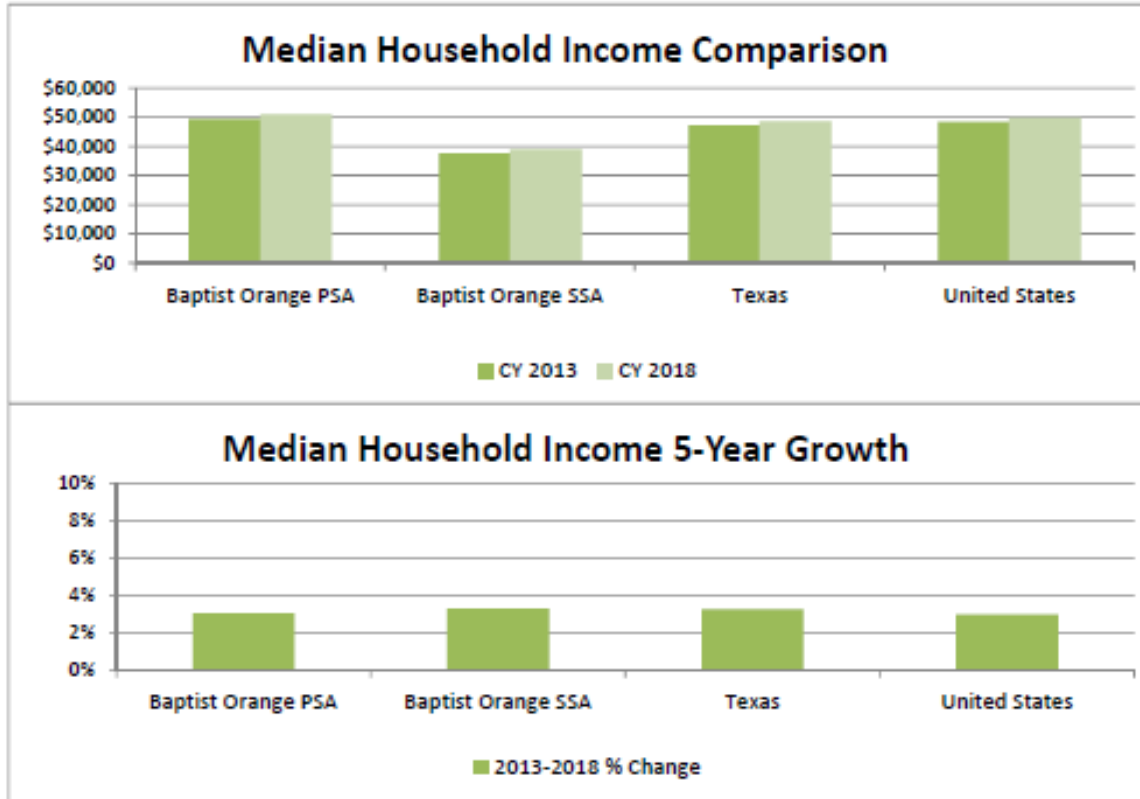
|              |       |
|--------------|-------|
| <18 years:   | 27.0% |
| 18-44 years: | 37.7% |
| 45-64 years: | 24.2% |
| 65+ years:   | 11.1% |

| Median Age of Population | CY 2010 | CY 2013 | CY 2018 | 2013-2018 % Change |
|--------------------------|---------|---------|---------|--------------------|
| Baptist Orange PSA       | 38.73   | 39.27   | 39.55   | 0.7%               |
| Texas                    | 38.02   | 38.40   | 38.86   | 1.2%               |

Source: Truven Health 2013

# Median Household Income

## Demographic Analysis - Median Household Income



| Median Household Income | CY 2013  | CY 2018  | 2013-2018 Change | 2013-2018 % Change |
|-------------------------|----------|----------|------------------|--------------------|
| Baptist Orange PSA      | \$49,482 | \$50,986 | \$1,504          | 3.0%               |
| Baptist Orange SSA      | \$37,672 | \$38,913 | \$1,241          | 3.3%               |
| Texas                   | \$47,185 | \$48,730 | \$1,545          | 3.3%               |
| United States           | \$48,374 | \$49,808 | \$1,434          | 3.0%               |

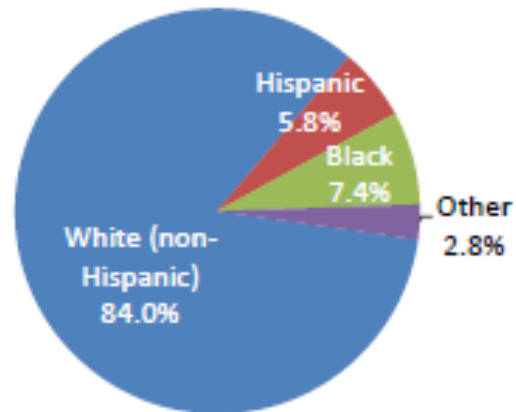
Source: Truven Health 2013



## PSA Racial & Ethnic Composition

Demographic Analysis - Primary Service Area Population by Race & Ethnicity

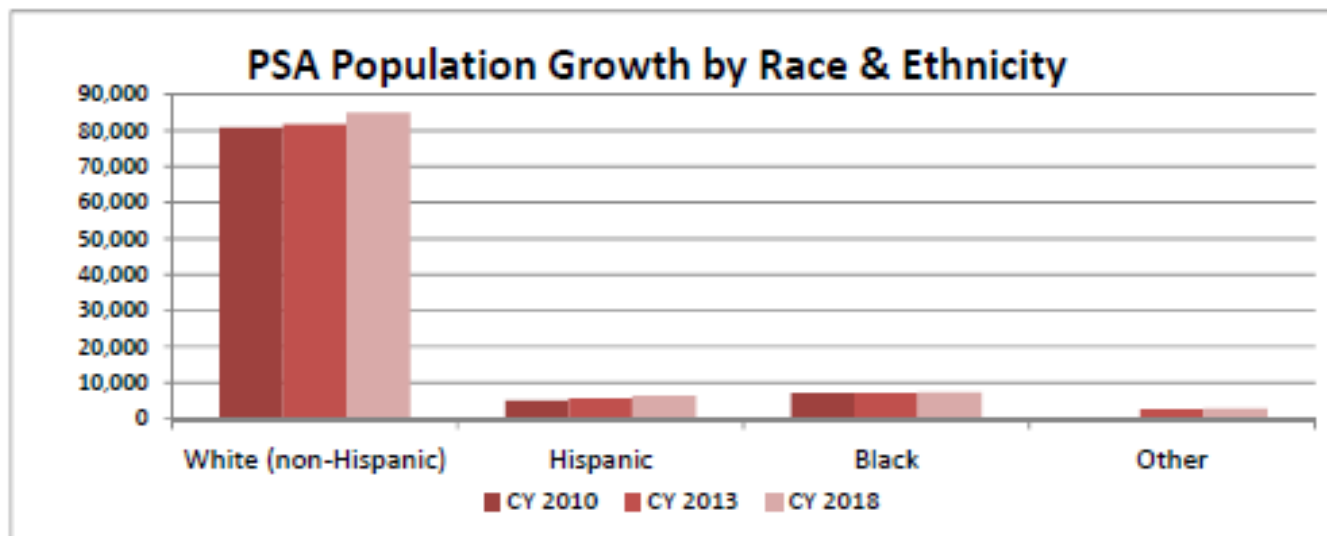
### PSA Population by Race & Ethnicity



| Texas Population by Race & Ethnicity |       |
|--------------------------------------|-------|
| White                                | 43.5% |
| Hispanic                             | 39.0% |
| Black                                | 11.5% |
| Asian                                | 4.1%  |
| Other                                | 1.8%  |

Source: Truven Health 2013

## PSA Racial & Ethnic Composition



| Baptist Orange PSA Population by Race & Ethnicity | CY 2010       | CY 2013       | CY 2018        | 2013-2018 Change | 2013-2018 % Change |
|---|---------------|---------------|----------------|------------------|--------------------|
| White (non-Hispanic)                              | 80,844        | 81,829        | 84,853         | 3,024            | 3.7%               |
| Hispanic  | 5,113         | 5,642         | 6,519          | 877              | 15.5%              |
| Black   | 7,162         | 7,251         | 7,455          | 204              | 2.8%               |
| Asian   | 876           | 941           | 1,038          | 97               | 10.3%              |
| Other   | 1,641         | 1,749         | 1,928          | 177              | 10.1%              |
| <b>Total</b>                                      | <b>95,636</b> | <b>97,412</b> | <b>101,791</b> | <b>4,379</b>     | <b>4.5%</b>        |

| Texas Population by Race & Ethnicity | CY 2010           | CY 2013           | CY 2018           | 2013-2018 Change | 2013-2018 % Change |
|--------------------------------------|-------------------|-------------------|-------------------|------------------|--------------------|
| White (non-Hispanic)                 | 11,397,100        | 11,440,259        | 11,565,093        | 124,834          | 1.1%               |
| Hispanic                             | 9,460,849         | 10,267,857        | 11,630,693        | 1,362,836        | 13.3%              |
| Black                                | 2,886,809         | 3,036,483         | 3,321,986         | 285,503          | 9.4%               |
| Asian                                | 966,343           | 1,084,709         | 1,288,300         | 203,591          | 18.8%              |
| Other                                | 434,147           | 467,857           | 526,727           | 58,870           | 12.6%              |
| <b>Total</b>                         | <b>25,145,248</b> | <b>26,297,165</b> | <b>28,332,799</b> | <b>2,035,634</b> | <b>7.7%</b>        |

Source: Truven Health 2013

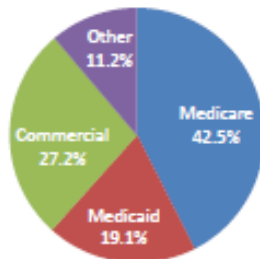
# AVERAGE INCOME

- *Median income for a household in the county was \$37,586*
- *Median income for a family was \$44,152*
- *Per capita income for the county was \$17,554.*
- *11.40% of families and 13.0% of the population were below the poverty line, including 18.50% of those under age 18 and 12.40% of those age 65 or over.*

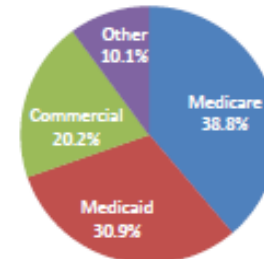
## Discharges by Payer

### PSA Payer Mix Trends

PSA Discharges by Payer - CY 2012



Baptist Orange PSA Discharges by Payer - CY 2012



# ECONOMY OF ORANGE COUNTY

- *Primary economic activities in Orange County are the petroleum refining industry, paper milling, rice farming and shrimping.*

# CATION NUMBERS

## COALITION MEMBERS

- *Elizabeth Bibbo, Amerigroup Real Solutions*
- *Jennifer Caldwell, The Meadows of Orange Nursing & Rehabilitation*
- *Rebekah Daily, Daily Green Family Health*
- *Jarren Garrett, B.O.H.*
- *Becky Green, Daily Green Family Health*
- *Deborah Hackney, Spindletop Center*
- *Jennifer Haney, Orange County Social Services*

## COALITION MEMBERS

- *Susan Holt, Spindletop Center*
- *Wendy Jeselink, The Meadows of Orange Nursing & Rehabilitation*
- *Mary McKenna, Southeast Texas Hospice*
- *Deborah Mitchell, WOCCISD/North ELC*
- *Karteedria Polk, The Meadows Nursing & Rehabilitation*
- *Shurla Swope, Baptist Orange Hospital*
- *Paula Tacker, Orange County Texas Agrilife Extension Office*



# ACTIVITIES

# ACTIVITIES

**Baptist**  
Hospitals of Southeast Texas  
**Orange Hospital**  
*Performing Sacred Work Every Day*

*AgriLIFE* EXTENSION  
Texas A&M System

*Improving Lives. Improving Texas.*

*Want to Know the Relationship Between  
Congestive Heart Failure*



*&  
Diabetes?*



*Join us for a Presentation by  
Dr. Miguel Castellanos, Cardiologist  
followed by  
Diabetes Education by  
Paula Tacker, CEA-FCS, C.D.E.*

*August 21                      Or                      September 17  
12:30-1:30 pm                      5:30-6:30 pm  
lunch provided                      dinner provided*

*Presentation will be held at  
Baptist Hospital Orange 5th floor classroom*

*Seating is limited. Call today for your reservations  
409-882-7010*

Provisions from the American Disability Act will be considered when planning educational programs and activities. Please notify the Orange County Extension Office 5 days prior to event at 409-882-7010 if you plan on attending an Extension educational program and need specialized service. Educational programs serve people of all ages regardless of socioeconomic level, race, color, sex, religion, disability, political beliefs or national origin. The Texas AgriLife Extension Service, the U.S. Department of Agriculture, and the County Commissioners Courts of Texas Cooperating.

# ACTIVITIES

- *Orange County Extension Office Annual Senior Citizen Rally & Health Fair - VFW Hall - Tuesday, May 8, 2012 – 400 plus participants*
- *BOH Community Advisory Board Meeting - Tuesday, May 8, 2012 - 33 Guests*
- *Little Cypress Mauriceville Health Advisory Council - Thursday, May 10, 2012 - Roberts Steak House - 7 Guests – Vicky Henderson announced the program*
- *Orange County Healthcare Task Force Committee - Preventable Disease Grant - Thursday, May 10, 2012 - 11 Guests*
- *Music Fest – Community Event - Saturday, May 19, 2012*
- *Doing Well Being Well with Diabetes Cooking Class - Hosted by BOH - Conducted by Orange Agriculture Extension Office - Thursdays at 12 Noon - 10 guests*

# ACTIVITIES

- *Greater St. Paul Missionary Baptist Church - COPD, CHF & Bacterial Pneumonia Education - Sunday, June 10th - 20 guests*
- *55 Plus Luncheon - Carolyn Williams, Orange County Grant Project - Monday, June 18th - 60 guests (Lunch - \$300)*
- *Orange County Healthcare Task Force Committee - Thursday, June 14th*
- *Do Well Be Well with Diabetes Cooking Class - Hosted by BOH - Conducted by Orange Agriculture Extension Office - Thursdays at 12 Noon in June*
- *GOA Chamber of Commerce Golf Tournament & Business Expo - CHF, COPD & Bacterial Pneumonia Education - Sunset Grove Country Club - Monday, July 9th*
- *Orange County Grant Community Seminar - Congestive Heart Failure - Guest Speaker: Dr. Miguel Castellanos - Tuesday, July 10th*

# ACTIVES

- *Greater St. Paul Missionary Baptist Church - CHF, COPD & Bacterial Pneumonia Education - Wednesday, July 11, 2012 - 21 guests*
- *Orange County Healthcare Task Force Committee - Thursday, July 12th*
- *The Meadows Family Night Outreach - CHF, COPD, Bacterial Pneumonia Education - Thursday, July 19th - 35 participants*
- *Sabine House Assisted Living Center - Heart Healthy Eating to Control DM in CHF - Thursday, August 2, 2012 - 40 guests*
- *Smoking Cessation Classes - Hosted by Frances Crawford, RT - Thursday, August 2, 2012 - 25 guests*
- *The Meadows Family Night Outreach - CHF, COPD, Bacterial Pneumonia Education - Thursday, August 16th - 30 participants*
- *West Orange Stark CISD Faculty Health Fair - Monday, August 20, 2012 - 250 participants*

# GRACE COUNTY POTENTIALLY PREVENTABLE HOSPITALIZATIONS

# ORANGE COUNTY POTENTIALLY PREVENTABLE HOSPITALIZATIONS

| Based on the <b>PLANS OF ACTION</b> (01/01/12 – 08/31/13)...   | Quarterly<br>July-<br>August<br>2013 | Since<br>01/01/12 | *Plan of Action<br>Target<br>(By 08/31/13) |
|--|--------------------------------------|-------------------|--|
| How many high-risk adult residents of Orange County were <u>vaccinated</u> for <b>Bacterial Pneumonia</b> ?  | 60                                   | 776               | 300  |
| How many high-risk adult residents of Orange County were <u>vaccinated</u> for Influenza?  | 0                                    | 576               | 300  |
| How many high-risk (for <b>Bacterial Pneumonia</b> ) adult residents of Orange County were provided with <u>smoking cessation services</u> ?               | 406                                  | 2096              | 375  |
| How many high-risk adult residents of Orange County were <u>educated</u> on <b>Bacterial Pneumonia</b> and ways to possibly prevent it?                    | 91                                   | 1600              | 375  |
| How many adult residents of Orange County diagnosed with or at risk for <b>CHF</b> were provided with <u>diabetes self management education services</u> ? | 11                                   | 449               | 375  |
| How many adult residents of Orange County diagnosed with or at risk for <b>CHF</b> were <u>educated</u> on the condition and ways to manage it?            | 122                                  | 1129              | 375  |
| How many adult residents of Orange County diagnosed with or at risk for <b>COPD</b> were provided with <u>smoking cessation services</u> ?                 | 425                                  | 4688              | 375  |
| How many adult residents of Orange County diagnosed with or at risk for <b>COPD</b> were provided with <u>patient case management services</u> ?           | 229                                  | 910               | 375  |
| How many adult residents of Orange County diagnosed with or at risk for <b>COPD</b> were <u>educated</u> on the condition and ways to manage it?           | 1046                                 | 2688              | 375  |

\*Do not change numbers in "Plan of Action Target" column.

# GRACE COUNTY POTENTIALLY PREVENTABLE HOSPITALIZATIONS

- *COPD*
- *CHF*
- *BACTERIAL PNEUMONIA*
- *ANGINA*



- ***Congestive Hear Failure***

- *Goal – reduce hospital admissions and/or charges by 15% for CHF*
- *Provide Case Management Services*
- *Provide Blood Pressure Control Services*
- *Provide Health Literacy and Patient Education*

**ORANGE COUNTY PHH**  
**09/01/13-08/31/15**

- ***Chronic Obstructive Pulmonary Disease***
  - *Provide Smoking Cessation Services*
  - *Patient Education and/or Health Literacy Service*

**ONE COUNTY PH**  
**09/01/13-08/31/15**

- ***Bacterial Pneumonia***

- *Vaccinate High risk adult residents with for influenza and pneumonia*
- *Provide smoking cessation services.*
- *Provide education o/health literacy services.*

**ONE COUNTY PH**  
**09/01/13-08/31/15**

- ***Angina***

- *Provide nutrition and physical activity services*
- *Blood pressure control services*
- *Provide patient education/health literacy services.*

# INTERAGENTS

- *Orange County Soup Kitchens*
- *Orange County food banks*
- *Area Senior Citizen Centers*
- *Local churches*
- *Health Fairs*
- *Community events*
- *Hospital, Nursing Home and Group home clients.*
- *Area medical offices/clinics*

# WAVORS

- *Attending area soup kitchens and food banks on a regular basis is working very well. We are targeting the indigent and elderly. We see both at the area soup kitchens and food banks. We are slowly building trust with a population that trust does not come easily.*
- *Area Senior Centers- allows for a large population of elderly.*
- *Hospital and Nursing Home residents are seen in a controlled setting. Allowing for closer observation and more intense education opportunities.*

# NO ONE SAID IT WOULD BE EASY

- *Reaching the high risk client... that smokes, doesn't have a healthy diet, does not have health care insurance or a PCP*

## SUCCESS STORY

- *78yo female, smoked 2-3ppd for 60+ years. History of COPD, CHF, Pneumonia.*
- *Frequent flyer for pneumonia and COPD exacerbation.*
- *After 3 admissions recently and spending several hours with her, she agreed to try to stop smoking.*
- *Her and her husband both smoked.*
  - *They smoked in the house, in the car, and so forth...*
- *Our patient went home, had her children clean her home and as of last week is now five months smoke free. She has not been in the hospital for those five months and tell me*



CRANE COLONY

ROBERTSON PREVENTIVE HOSPITALIZATIONS

*Click to edit Master subtitle style*

**Baptist**  
Hospitals of Southeast Texas  
**Orange Hospital**  
*Performing Sacred Work Every Day*